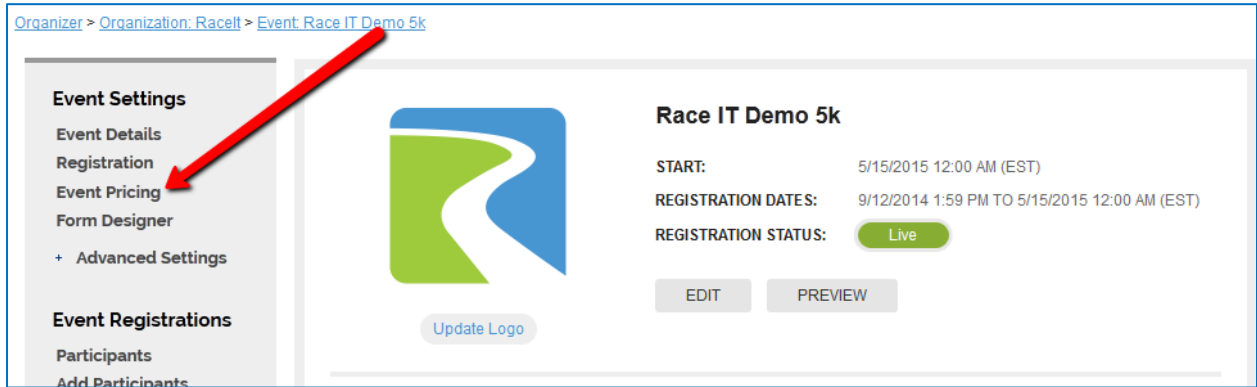


Price Adjustments

Start with Base Pricing

From the event page, select Event Pricing.



Organizer > Organization: Racell > Event: Race IT Demo 5k

Event Settings

- Event Details
- Registration
- Event Pricing**
- Form Designer
- + Advanced Settings

Event Registrations

- Participants
- Add Participants

Race IT Demo 5k

START: 5/15/2015 12:00 AM (EST)
REGISTRATION DATES: 9/12/2014 1:59 PM TO 5/15/2015 12:00 AM (EST)
REGISTRATION STATUS: Live

EDIT PREVIEW

Update Logo

For each category, make sure your base price is set. Base price for each category should be **highest** price point.

Base Pricing and Taxes for Categories [modify categories](#) [recalculate fees](#)

Category	Individual Price	Customer Fee	Organizer Fee	Price Type	Tax Rule
Individual	40.00	\$3.40	\$0.00		Select ▾
Team	100.00	\$6.00	\$0.00		Select ▾

Click Save at the bottom of the page to make sure your base price is set.


**Please note that for teams you will have to select whether the price is per Group or per Individual.

Team	100.00	\$6.00	\$0.00	per Group ▾ per Individual per Group	Select ▾
------	--------	--------	--------	--	----------

Add Price Adjustments Based on Date

Base Pricing and Taxes for Categories [modify categories](#) [recalculate fees](#)

Category	Individual Price	Customer Fee	Organizer Fee	Price Type	Tax Rule
Individual	<input type="text" value="40.00"/>	\$3.40	\$0.00		Select ▾
Team	<input type="text" value="100.00"/>	\$6.00	\$0.00		Select ▾

Price Adjustments [Add Price Adjustment](#) 

In the Add Price Adjustment window assign dates, Category, and Individual Amount. Price adjustments are assigned to specific categories.

Add Price Adjustment ✕

From: (EST) To: (EST)

Category: Individual ▾

Min Age: Max Age:

Type of Adjustment: Set a new price ▾

Individual Amount:

[Add Adjustment](#)

(Type of Adjustment will always be "Set a new price".)

If you are setting price multiple adjustments for one category based on date make sure your dates overlap so that there is no gap in the pricing:

Price Adjustments [Add Price Adjustment](#)


Category	Type	Individual Adjustment	Start Date (EST)	End Date (EST)	
Individual	new price	\$20.00	9/24/2014 12:00 PM	10/1/2014 12:00 AM	Edit Disable
Individual	new price	\$30.00	10/1/2014 12:00 AM	11/1/2014 12:00 AM	Edit Disable

Add Price Adjustments Based on Age

Base Pricing and Taxes for Categories [modify categories](#) [recalculate fees](#)

Category	Individual Price	Customer Fee	Organizer Fee	Price Type	Tax Rule
Individual	<input type="text" value="40.00"/>	\$3.40	\$0.00		Select ▾
Team	<input type="text" value="100.00"/>	\$6.00	\$0.00		Select ▾

Price Adjustments [Add Price Adjustment](#)



In the Add Price Adjustment window assign dates, Min and Max Age, Category, and Individual Amount. Price adjustments are assigned to specific categories.

Add Price Adjustment ✕

From: (EST) To: (EST)

Category: Individual ▾

Min Age: Max Age:

Type of Adjustment: Set a new price ▾

Individual Amount:

[Add Adjustment](#)

(Type of Adjustment will always be “Set a new price”.)

If you are setting price multiple adjustments for one category based on age make sure you cover all ages so there is no gap in the pricing:

Price Adjustments [Add Price Adjustment](#)


Category	Type	Individual Adjustment	Start Date (EST)	End Date (EST)	Min Age	Max Age	
Individual	new price	\$20.00	9/24/2014 12:00 PM	10/1/2014 12:00 AM	13		Edit Disable
Individual	new price	\$15.00	9/24/2014 12:00 PM	10/1/2014 12:00 AM		12	Edit Disable

Edit a Price Adjustment

In the Event Pricing page, under Price Adjustments click the Edit button for the adjustment you would like to edit.





Price Adjustments [Add Price Adjustment](#)

<u>Category</u>	<u>Type</u>	<u>Individual Adjustment</u>	<u>Start Date (EST)</u>	<u>End Date (EST)</u>	<u>Min Age</u>	<u>Max Age</u>	
Individual	new price	\$20.00	9/24/2014 12:00 PM	10/1/2014 12:00 AM	13		Edit Disable
Individual	new price	\$15.00	9/24/2014 12:00 PM	10/1/2014 12:00 AM	12		Edit Disable



All fields are editable.

Add Price Adjustment ✕

From: (EST)   To: (EST)  

Category:

Min Age: Max Age:

Type of Adjustment:


Individual Amount:

Disable a Price Adjustment

In the Event Pricing page, under Price Adjustments click the Disable button for the adjustment you would like to disable.

Price Adjustments [Add Price Adjustment](#)

Category	Type	Individual Adjustment	Start Date (EST)	End Date (EST)	Min Age	Max Age	
Individual	new price	\$20.00	9/24/2014 12:00 PM	10/1/2014 12:00 AM	13		Edit Disable
Individual	new price	\$15.00	9/24/2014 12:00 PM	10/1/2014 12:00 AM		12	Edit Disable




To see all disabled Price Adjustments click here:

Price Adjustments [Add Price Adjustment](#)

Category	Type	Individual Adjustment	Start Date (EST)	End Date (EST)	Min Age	Max Age	
Individual	new price	\$20.00	9/24/2014 12:00 PM	10/1/2014 12:00 AM	13		Edit Disable

[Show Disabled Price Adjustments](#)



Once you show all disabled Price Adjustments you also have the option to enable them again.

[Hide Disabled Price Adjustments](#)

Disabled Price Adjustments

Category	Type	Individual Adjustment	Start Date (EST)	End Date (EST)	
Individual	new price	\$30.00	10/1/2014 12:00 AM	11/1/2014 12:00 AM	Enable
Individual	new price	\$15.00	9/24/2014 12:00 PM	10/1/2014 12:00 AM	Enable

